



Government of India
Ministry of Power
North Eastern Regional Power Committee
Lapalang, Shillong 793006

No. NERPC/Dev/2023/2549-2587

Dt: 13th July, 2023

सेवा में / To,
संलग्न सूची के अनुसार
As per list enclosed.

Sub: Provisional DSM under ABT regime for the period from 26.06.23 to 02.07.23 - reg.

सर/मैडम,
Sir/Madam,

The Provisional statements giving details of Deviation charges account with payable / receivable particulars, for the period 26.06.23 to 02.07.23 is enclosed. Deviation charges have been calculated as per following CERC Notification and subsequent amendment orders:

- (i) Notification no. L-1/260/2021/CERC dated 14th March 2022 w.e.f. 05.12.2022
- (ii) Suo-moto order dated 26th Dec'2022 w.e.f. 28th Dec'2022
- (iii) Suo-moto order dated 6th Feb'2023 w.e.f. 8th Feb'2023
- (iv) Suo-moto order dated 9th Apr'2023 w.e.f. 10th Apr'2023

The payment by the constituents for the billed amounts shall be made to the Regulatory Deviation and Ancillary Service Pool Account Fund operated by NERLDC within 7 days of the issue of this Deviation-Account. In case of delayed payments against these bills beyond 7 days, the defaulting constituent shall pay surcharge @0.04% for each day of delay. The details of Deviation Accounts, both the statement as well as the data files, are available on NERPC website <https://www.nerpc.gov.in>.

Enclosed -As above.

भवदीय / Yours faithfully,

(एस. एम. आइमोल/ S. M. Aimol)

निदेशक / Director

अधीक्षण अभियंता/ Superintending Engineer

List of Addressees:

1. CMD, TSECL, Bidyut Bhawan, Agartala – 799 001
2. Director (Distribution), MePDCL, Lumjingshai, S.R. Road, Shillong – 793 001
3. Engineer-in-Chief (P&E), P&E Dept., Govt. of Mizoram, Aizawl – 796 001
4. Chief General Manager (Comml), APDCL, Bijulee Bhawan, Paltan Bazar, Guwahati – 781 001
5. Chief Engineer (Comm), Dept. of Power, Govt. of Arunachal Pradesh, Itanagar – 791 111
6. Managing Director, MSPDCL, Keishampat, Imphal-795 001.
7. E-in-C, Dept. of Power, Govt. of Nagaland, Kohima – 797 001
8. Chief Engineer, Loktak HE Project, Vidyut Vihar, Komkeirap, Manipur – 795 124
9. Executive Director (Comml.), NEEPCO Ltd., Lower New Colony, Shillong – 793 003
10. Executive Director, NERTS, POWERGRID, Lapalang, Shillong – 793 006
11. Managing Director, OTPC, Core 4 & Central, 10th Floor, SCOPE Minar, Laxmi Nagar, Delhi – 110092
12. GM (Comml.), NTPC, 3rd Floor OLIC building, Plot No.N.17/2, Nayapalli, Bhubaneswar-12
13. CE (G. M.), CEA, SewaBhawan, R.K.Puram, New Delhi – 110 066.
14. G. M., NERLDC, Lower Nongrah, Dongtiah, Lapalang, Shillong - 6.
15. C.G.M (SLDC) AEGCL, Kahelipara, Guwahati.
16. Gen. Manager (Comml.), NHPC Ltd., NHPC Office complex, Sector –33, Faridabad-121003.
17. G.M (Commercial) APDCL, Bijulee Bhawan, Paltan Bazar, Guwahati - 781 001.
18. General Manager, Ranganadi HEP, NEEPCO, Yazlee, Ar. Pradesh
19. Project Manager, Doyang HEP, NEEPCO, Nagaland
20. Project Manager, AGBPP, NEEPCO Ltd., No. –III, Vill. Bokuloni, Dibrugarh, Assam.
21. Project Manager, AGTPP, NEEPCO Ltd., Ramchandranagar, Agartala, Tripura West- 799008.
22. Dy. G. M (Elect.), Kopili HEP, NEEPCO Ltd., Umrangso, N.C. Hills, Assam.
23. Supdt. Engr. (System Management) MeECL, Lumjingshai, Short Round Road, Shillong.
24. Supdt. Engr. (Commercial) Deptt. of Electricity, Govt.of Manipur, Keisampet, Imphal. 795001
25. Executive Engineer, MSLDC, P & E Dept., Chaltlang, Aizawl- 796012.
26. Supdt. Engr. Dimapur Sub-station Deptt. of Power, Govt.of Nagaland, Dimapur.
27. Dy. G. M. (Commercial) NERTS, Lower Nongrah, Dongtiah, Lapalang, Shillong - 6.
28. Dy. General Manager (ER), POWERGRID, Boring Road, Alankar Place, Patna - 800 001
29. DGM (Comml), OTPC, Core 4 & Central, 10th Floor, SCOPE Minar, Laxmi Nagar, Delhi – 110092
30. DGM (Comml.), NTPC, 3rd Floor OLIC building, Plot No.N.17/2, Nayapalli, Bhubaneswar-12
31. AGM (Comml.), NTPC, Bongaigaon Thermal Power Project, P.O Salakati, Kokrajhar-783369
32. Addl. General Manager,Comml & Sys.Opn., TSECL,Banamalipur,Agartala.-799001.
33. Ex. Engr., SLDC, Deptt. of Power, Itanagar, Ar. Pradesh – 791 111
34. CEO, NVVN Ltd., 7th Floor, Scope Complex, Lodhi Road, N.Delhi- 110 003
35. Power Trading Corpn. of India Ltd., 2nd Floor, NBCC Tower, 15-Bhikaji Cama Place, New Delhi – 66.
36. Member Secretary, NRPC,18-A, Shaheed Jeet Singh Marg, Katwaria Sarai, NewDelhi-110016.
37. Member Secretary, ERPC,14, Golf Club Road, Kolkata- 700 033.
38. Member Secretary, WRPC, Plot No F-3, MIDC Area, Opp Seepz, Marol, Andheri (E), Mumbai-400 093.
39. Member Secretary, SRPC, 29, Race Course Road, Bangalore- 560009.



(एस. एम. आइमोल/ S. M. Aimol)

निदेशक / Director

अधीक्षणअभियंता/ Superintending Engineer


NORTH EASTERN REGIONAL POWER COMMITTEE

**ABT based Deviation Charge Account
For the period 26.06.2023 TO 02.07.2023**

Page 1 of 4


CONSTITUENTS	SCHEDULE (MWH)	ACTUAL (MWH)	DEVIATION (MWH)	Receivable from the Deviation and Ancillary Service Pool Account(Rs) (A)	Payable to the Deviation and Ancillary Service Pool Account(Rs) (B)
BENEFICIARIES OF NORTH EASTERN REGION					
ARUNACHAL PRADESH	18,900.48	17,566.53	-1,333.95	2,271,334	0
ASSAM	233,904.06	236,019.85	2,115.79	0	12,014,337
MANIPUR	17,522.46	17,579.09	56.62	0	272,618
MEGHALAYA	14,799.27	13,648.85	-1,150.42	2,688,344	0
MIZORAM	11,461.10	10,467.92	-993.18	3,041,385	0
NAGALAND	17,564.07	16,930.83	-633.24	2,068,044	0
TRIPURA	31,046.49	32,805.18	1,758.69	0	9,735,808
BNC	193.09	176.82	-16.27	28,936	0
CERC REGULATED GENERATORS (CGS/ISGS)					
AGBPP	25,840.63	28,737.45	2,896.82	9,131,139	0
AGTCCPP	12,047.23	12,807.69	760.45	2,397,087	0
BGTPP	78,762.02	78,252.59	-509.43	0	1,804,639
PALATANA	56,332.84	56,596.75	263.90	458,449	0
DOYANG	1,563.42	1,597.08	33.66	0	77,396
KHANDONG	0.00	0.00	0.00	0	0
KOPILI	0.00	0.00	0.00	0	0
KOPILI-2	4,149.60	4,163.16	13.56	41,803	0
LOKTAK	1,476.00	1,489.02	13.02	0	50,907
PARE	13,615.00	13,750.38	135.38	514,458	0
RANGANADI	33,635.58	33,815.89	180.31	301,933	0
KAMENG	73,800.89	74,385.24	584.35	2,355,528	0
INTER- REGIONAL					
ER	50,125.24	111,538.51	61,413.27	239,446,205	0
NR	0.00	-61,512.44	-61,512.44	0	234,949,714
TOTAL				264744646	258905418

Pool Balance (B - A) :	-5839228
LEGEND :	<i>In pool balance positive(+ve) means surplus in pool and negative(-ve) means deficit in pool</i>



 (S. M. Aimal) / S. M. Aimal
 निदेशक / Director
 उत्तर पूर्व विद्युत / NERPC
 विद्युत विभाग / Min. of Power
 भारत सरकार / Govt. of India
 शिलांग / Shillong

NERPC, SHILLONG
Day-wise schedule, actual and Deviation charge statement
From 26/06/2023 to 02/07/2023

Date	Constituents	Total Schedule (MWH)	Total Actual (MWH)	Deviation (MWH)	Receivable from the Deviation and Ancillary Service Pool Account(Rs)	Payable to the Deviation and Ancillary Service Pool Account(Rs)
26/06/2023	ARUNACHAL PRADESH	3035.90	2600.21	-435.69	865150.02	85519.19
	ASSAM	34498.47	34780.26	281.79	894579.91	1730151.48
	MANIPUR	2550.33	2484.33	-66.00	288862.87	130890.49
	MEGHALAYA	2315.75	2106.80	-208.95	700449.15	302175.16
	MIZORAM	1664.75	1479.78	-184.97	565295.86	25349.19
	NAGALAND	2647.74	2537.90	-109.83	412665.54	29973.47
	TRIPURA	5418.31	5514.25	95.95	448863.12	530929.13
	AGBPP	3602.08	4048.44	446.36	1486991.55	7862.75
	AGTCCPP	1747.21	1825.40	78.19	270757.03	8365.91
	BGTPP	10708.92	10595.17	-113.74	156354.32	550187.99
	BNC	28.08	27.19	-0.89	7430.13	10713.30
	PALATANA	7951.54	8006.61	55.07	108537.67	6206.84
	DOYANG	281.40	271.87	-9.53	7198.87	77375.33
	KHANDONG	0.00	0.00	0.00	0.00	0.00
	KOPILI	0.00	0.00	0.00	0.00	0.00
	KOPILI-2	592.80	589.40	-3.40	2654.63	5471.81
	LOKTAK	99.00	104.69	5.69	10696.26	1258.03
	PARE	2502.50	2528.11	25.61	136581.13	39198.67
	RANGANADI	6423.00	6467.55	44.55	132768.51	54110.40
	KAMENG	10709.05	10813.02	103.97	470651.50	0.00
	ER	9509.94	19885.83	10375.89	36377813.51	0.00
NR	0.00	-12122.33	-12122.33	0.00	41695363.30	
27/06/2023	ARUNACHAL PRADESH	2850.89	2535.76	-315.14	865122.01	49018.06
	ASSAM	33390.89	33532.88	141.99	1433639.12	2086801.31
	MANIPUR	2506.08	2438.60	-67.48	432229.98	120860.80
	MEGHALAYA	2166.90	2013.14	-153.76	396264.63	309206.40
	MIZORAM	1672.56	1559.19	-113.37	402480.64	107213.18
	NAGALAND	2627.83	2554.47	-73.37	223222.61	42397.03
	TRIPURA	4576.12	4803.71	227.59	197414.91	924226.41
	AGBPP	3725.78	4143.80	418.02	1189340.90	2000.23
	AGTCCPP	1752.74	1827.87	75.13	226728.33	37751.83
	BGTPP	11389.06	11337.68	-51.38	378058.28	543011.79
	BNC	27.39	27.24	-0.15	7869.32	8243.27
	PALATANA	8132.74	8176.22	43.48	74109.90	452.78
	DOYANG	194.43	201.98	7.56	7954.08	20243.53
	KHANDONG	0.00	0.00	0.00	0.00	0.00
	KOPILI	0.00	0.00	0.00	0.00	0.00
	KOPILI-2	592.80	584.24	-8.56	2071.90	8830.47
	LOKTAK	198.00	202.67	4.67	6017.75	1249.86
	PARE	2278.75	2287.17	8.42	109016.42	47367.27
	RANGANADI	5863.44	5828.06	-35.38	85637.48	126336.72
	KAMENG	10800.00	10871.13	71.13	221344.04	0.00
	ER	5120.12	17664.43	12544.31	44183500.22	0.00
NR	0.00	-12120.87	-12120.87	0.00	42662336.25	
28/06/2023	ARUNACHAL PRADESH	2677.39	2570.40	-106.99	566840.82	237192.82
	ASSAM	33876.18	34221.88	345.70	1238980.65	2474001.41
	MANIPUR	2469.78	2501.23	31.45	258180.34	305712.63
	MEGHALAYA	2774.29	2652.99	-121.30	685138.81	237551.84
	MIZORAM	1631.39	1426.61	-204.77	557321.59	12804.86
	NAGALAND	2483.18	2381.89	-101.29	344412.73	18937.00
	TRIPURA	4309.94	4569.96	260.01	718022.94	1638638.36
	AGBPP	3594.98	4119.10	524.13	1502287.52	0.00
	AGTCCPP	1655.22	1794.97	139.76	479545.44	3135.29
	BGTPP	10668.66	10614.23	-54.43	315816.82	526370.74
	BNC	27.10	24.87	-2.23	12662.96	9770.42
	PALATANA	8108.35	8151.22	42.87	81290.11	2032.75
	DOYANG	207.00	218.15	11.16	26321.67	18659.16
	KHANDONG	0.00	0.00	0.00	0.00	0.00
	KOPILI	0.00	0.00	0.00	0.00	0.00
	KOPILI-2	592.80	597.03	4.23	8815.53	2001.86
	LOKTAK	198.00	195.29	-2.71	8450.01	30690.99
	PARE	2117.50	2126.97	9.47	63956.11	31782.61
	RANGANADI	5300.14	5337.20	37.07	71868.47	17683.92
	KAMENG	9167.98	9233.45	65.47	332545.69	48056.93
	ER	9685.72	17174.24	7488.52	28230680.83	0.00
NR	0.00	-7622.11	-7622.11	0.00	29566508.19	


 (S.M. Almot)
 निदेशक/Director
 उ.पू.वे.वि.त./NERPC
 विद्युत मंत्रालय/Min. of Power
 भारत सरकार/Govt. of India
 शिल्लोण/Shillong


Date	Constituents	Total Schedule (MWH)	Total Actual (MWH)	Deviation (MWH)	Receivable from the Deviation and Ancillary Service Pool Account(Rs)	Payable to the Deviation and Ancillary Service Pool Account(Rs)
29/06/2023	ARUNACHAL PRADESH	2760.18	2601.59	-158.59	430462.55	153785.75
	ASSAM	34274.33	34542.48	268.15	687279.70	2027638.50
	MANIPUR	2445.44	2537.80	92.36	168381.54	432033.89
	MEGHALAYA	2404.14	2268.51	-135.63	565650.00	126883.15
	MIZORAM	1604.65	1469.88	-134.77	326651.18	4373.44
	NAGALAND	2492.77	2389.40	-103.37	289696.15	11904.17
	TRIPURA	4215.97	4570.10	354.12	135711.83	1533074.60
	AGBPP	3645.33	4046.50	401.17	1294622.71	537.72
	AGTCCPP	1754.48	1891.83	137.35	443921.04	11973.85
	BGTPP	10799.12	10710.27	-88.85	290388.99	551946.37
	BNC	27.81	25.10	-2.71	11791.84	7743.54
	PALATANA	8043.02	8073.98	30.96	58962.06	8709.45
	DOYANG	214.28	215.37	1.10	8944.73	20029.02
	KHANDONG	0.00	0.00	0.00	0.00	0.00
	KOPILI	0.00	0.00	0.00	0.00	0.00
	KOPILI-2	592.80	597.69	4.89	15546.49	3715.97
	LOKTAK	216.00	218.03	2.03	8874.18	14091.60
	PARE	1911.25	1929.30	18.05	115979.54	34836.83
	RANGANADI	4513.00	4538.35	25.35	83115.52	36633.94
	KAMENG	10723.79	10804.95	81.15	214318.44	0.00
ER	7292.12	16145.06	8852.94	29819339.89	0.00	
NR	0.00	-7412.22	-7412.22	0.00	24014646.63	
30/06/2023	ARUNACHAL PRADESH	2589.01	2444.39	-144.62	806500.55	567171.97
	ASSAM	33745.21	34151.60	406.39	423993.36	2523019.06
	MANIPUR	2434.47	2493.58	59.11	218858.00	331700.37
	MEGHALAYA	2145.45	1963.64	-181.81	735386.70	294501.37
	MIZORAM	1652.88	1520.99	-131.89	439251.73	31067.09
	NAGALAND	2506.12	2457.53	-48.59	228752.57	79406.34
	TRIPURA	4097.65	4118.34	20.69	662681.24	1064547.30
	AGBPP	3601.63	3976.38	374.76	1288856.06	6209.47
	AGTCCPP	1631.78	1773.65	141.87	431491.17	23881.80
	BGTPP	10541.07	10454.25	-86.82	313938.68	625221.33
	BNC	27.11	25.75	-1.36	11032.09	10527.45
	PALATANA	7987.04	8014.92	27.88	69366.56	37246.71
	DOYANG	206.88	212.54	5.67	28915.32	20159.89
	KHANDONG	0.00	0.00	0.00	0.00	0.00
	KOPILI	0.00	0.00	0.00	0.00	0.00
	KOPILI-2	592.80	596.32	3.52	11138.86	2477.94
	LOKTAK	285.00	268.41	-16.59	6640.23	71026.92
	PARE	1467.50	1472.88	5.39	60453.87	32655.44
	RANGANADI	3843.00	3886.81	43.81	91136.89	34650.83
	KAMENG	10800.06	10880.87	80.81	333728.97	0.00
ER	9978.02	16554.39	6576.37	26427322.40	0.00	
NR	0.00	-7412.65	-7412.65	0.00	28691794.52	
01/07/2023	ARUNACHAL PRADESH	2602.26	2483.86	-118.40	793540.99	390220.07
	ASSAM	32978.83	33217.54	238.72	1129377.35	2891595.50
	MANIPUR	2558.14	2576.83	18.69	123157.34	240706.77
	MEGHALAYA	1623.46	1495.13	-128.33	635478.23	562379.75
	MIZORAM	1672.52	1584.58	-87.94	420759.16	107052.95
	NAGALAND	2402.94	2375.24	-27.70	277823.30	160158.80
	TRIPURA	3845.46	4051.31	205.85	308436.85	1994220.40
	AGBPP	3907.07	4240.29	333.22	1181141.64	98259.01
	AGTCCPP	1775.36	1866.42	91.05	434010.82	90660.11
	BGTPP	12407.58	12369.69	-37.88	445259.79	566533.67
	BNC	27.35	24.11	-3.24	20708.07	12039.31
	PALATANA	8097.47	8123.85	26.38	63365.72	10443.47
	DOYANG	202.65	210.02	7.37	12506.65	18429.21
	KHANDONG	0.00	0.00	0.00	0.00	0.00
	KOPILI	0.00	0.00	0.00	0.00	0.00
	KOPILI-2	592.80	598.42	5.62	11893.51	1446.07
	LOKTAK	207.00	218.42	11.42	8704.42	2268.65
	PARE	1660.00	1692.52	32.52	111637.45	16704.86
	RANGANADI	4072.00	4099.39	27.39	73379.62	31814.39
	KAMENG	10800.00	10884.80	84.80	449325.70	0.00
ER	4695.90	12451.01	7755.11	35900874.96	0.00	
NR	0.00	-7413.09	-7413.09	0.00	34197699.78	


 (S.M. Aisloti/S.M. Aisloti)
 निदेशक/Director
 उ.पु.से.वि.न./NERPC
 विद्युत मंत्रालय/Min. of Power
 भारत सरकार/Govt. of India
 शिवांग/Shillong

Date	Constituents	Total Schedule (MWH)	Total Actual (MWH)	Deviation (MWH)	Receivable from the Deviation and Ancillary Service Pool Account(Rs)	Payable to the Deviation and Ancillary Service Pool Account(Rs)
02/07/2023	ARUNACHAL PRADESH	2384.86	2330.32	-54.54	580652.41	1154027.50
	ASSAM	31140.15	31573.21	433.06	1159119.38	5248098.92
	MANIPUR	2558.22	2546.71	-11.51	270718.42	471101.72
	MEGHALAYA	1369.27	1148.63	-220.65	949901.36	147227.22
	MIZORAM	1562.36	1426.89	-135.47	663547.05	46061.41
	NAGALAND	2403.48	2234.39	-169.10	658934.87	23786.96
	TRIPURA	4583.03	5177.51	594.48	15051.48	4536354.18
	AGBPP	3763.76	4162.93	399.17	1310030.89	7263.26
	AGTCCPP	1730.44	1827.54	97.10	391302.75	104900.97
	BGTPP	12247.62	12171.29	-76.33	345342.95	686526.65
	BNC	28.24	22.55	-5.69	27268.98	10789.62
	PALATANA	8012.69	8049.96	37.27	75716.40	7806.88
	DOYANG	256.80	267.13	10.33	32095.88	26436.69
	KHANDONG	0.00	0.00	0.00	0.00	0.00
	KOPILI	0.00	0.00	0.00	0.00	0.00
	KOPILI-2	592.80	600.06	7.26	14629.50	1003.37
	LOKTAK	273.00	281.52	8.52	20977.99	681.53
	PARE	1677.50	1713.43	35.93	140557.66	21178.97
	RANGANADI	3621.00	3658.53	37.53	90521.00	25264.08
	KAMENG	10800.00	10897.02	97.02	381670.76	0.00
ER	3843.41	11663.56	7820.14	38506673.66	0.00	
NR	0.00	-7409.16	-7409.16	0.00	34121365.07	

SUMMARY OF WEEKLY DEVIATION CHARGES

	Constituents	Total Schedule (MWH)	Total Actual (MWH)	Deviation (MWH)	Receivable from the Deviation and Ancillary Service Pool Account(Rs)	Payable to the Deviation and Ancillary Service Pool Account(Rs)
FOR THE WEEK FROM 26/06/2023 TO 02/07/2023	ARUNACHAL PRADESH	18900.48	17566.53	-1333.95	4908269.35	2636935.35
	ASSAM	233904.06	236019.85	2115.79	6966969.48	18981306.17
	MANIPUR	17522.46	17579.09	56.62	1760388.48	2033006.67
	MEGHALAYA	14799.27	13648.85	-1150.42	4668268.88	1979924.89
	MIZORAM	11461.10	10467.92	-993.18	3375307.21	333922.11
	NAGALAND	17564.07	16930.83	-633.24	2434607.77	366563.78
	TRIPURA	31046.49	32805.18	1758.69	2486182.37	12221990.38
	AGBPP	25840.63	28737.45	2896.82	9253271.27	122132.45
	AGTCCPP	12047.23	12807.69	760.45	2677756.58	280669.75
	BGTPP	78762.02	78252.59	-509.43	2245159.83	4049798.55
	BNC	193.09	176.82	-16.27	98763.37	69826.91
	PALATANA	56332.84	56596.75	263.90	531348.42	72898.89
	DOYANG	1563.42	1597.08	33.66	123937.20	201332.84
	KHANDONG	0.00	0.00	0.00	0.00	0.00
	KOPILI	0.00	0.00	0.00	0.00	0.00
	KOPILI-2	4149.60	4163.16	13.56	66750.44	24947.49
	LOKTAK	1476.00	1489.02	13.02	70360.84	121267.56
	PARE	13615.00	13750.38	135.38	738182.19	223724.64
	RANGANADI	33635.58	33815.89	180.31	628427.50	326494.28
	KAMENG	73800.89	74385.24	584.35	2403585.10	48056.93
ER	50125.24	111538.51	61413.27	239446205.46	0.00	
NR	0.00	-61512.44	-61512.44	0.00	234949713.74	


 (S.M. Almol/S.M. Almol)
 निदेशक/Director
 उ.पु.वि.न/NERPC
 विद्युत मंत्रालय/Min. of Power
 भारत सरकार/Govt. of India
 शिलांग/Shillong